

Vocabulary

AIDS

A serious (often fatal) disease of the immune system transmitted through blood products especially by sexual contact or contaminated needles.

Antiseptics

Antiseptic" means a chemical that kills or inhibits the growth of organisms on skin or living tissue.

Do not confuse antiseptics with disinfectants. Antiseptics are not effective in killing harmful bacteria. They will inhibit (slow) growth but not always kill. Think of them as a product used more for cleaning and sanitizing. Some common antiseptics are :(depending on the strength), Alcohol, Quats, Boric acid, Iodine, Mouthwash, Many soaps, Hand sanitizing solutions.

Instructor's Note

Septic means containing disease producing germs. The prefix anti means against. Anti – septic = against germs.

Autoclave

An autoclave is a device to sterilize equipment and supplies by subjecting them to high pressure steam at 121 °C or more, typically for 15 to 20 minutes depending on the size of the load and the contents.



Bacilli

Bacilli refers to a taxonomic class of bacteria. It includes two orders, Bacillales and Lactobacillales, which contain several well-known pathogens like Bacillus anthracis (the cause of anthrax).

Bacteria

The bacteria are a large group of unicellular, prokaryote, microorganisms. Typically a few micrometers in length, bacteria have a wide range of shapes, ranging from spheres to rods and spirals.

Bactericidal

A bactericide or bactericide is a substance that kills bacteria and, ideally, nothing else. Bactericides are disinfectants, antiseptics or antibiotics.

Bloodborne pathogens

A Bloodborne disease is one that can be spread by contamination by blood.

The most common examples are HIV, hepatitis B, hepatitis C and viral hemorrhagic fevers.

Cocci /Coccus (plural cocci) can be used to describe any bacterium that has a circular shape. It is one of the three distinct types of bacteria shapes, the other two being bacillus (rod-shaped).and spirals (spiral shaped)

Contagious disease

A contagious disease is a subset category of infectious diseases (or communicable diseases), which are easily transmitted by physical contact (hence the name-origin) with the person suffering the disease, or by their secretions or objects touched by them.

Contagious

Contagious means capable of being transmitted by direct or indirect contact.

If someone or something is contagious it has the potential to spread disease producing germs. It is essential to be aware of this in order to prevent infecting yourself or others. As you progress through this unit, you will discover many methods of controlling contagions. Tinea (ringworm) is an example of a contagious disorder which can be transmitted by improper disinfection of items such as clipper blades and cuticle nippers. Proper disinfection techniques will prevent its spread.

Diplocci

A diplococcus (plural diplococci) is a round bacterium (a coccus) that typically occurs in pairs of two joined cells. Examples are Streptococcus pneumonia, Moraxella catarrhalis, Neisseria gonorrhoeae and Neisseria meningitidis. Of these, all are Gram-negative except for Streptococcus Pneumoniae.

Disease

A disease or medical condition is an abnormal condition of an organism that impairs bodily functions, associated with specific symptoms and signs. It may be caused by external factors, such as infectious disease, or it may be caused by internal dysfunctions, such as autoimmune diseases.

Disinfectant

A chemical or product that destroys disease causing bacteria.

Instructor's Note

It is critical to follow manufacturer's directions in formulating disinfectant solutions. If not mixed properly they might only have antiseptic qualities. Keep in mind that "more is not better", twice as much bleach doesn't make a better product and it is wasteful.

Examples of disinfectants are:

1. A solution of household bleach (5 1/4 percent sodium hypochlorite) and water containing at least 500 parts per million (ppm) available chlorine (1:100 dilution, or 2 teaspoons of household bleach per quart of water made fresh each day prior to use).
2. A solution of at least 70% isopropyl alcohol.
3. A solution using a germicidal such as Lysol (brown bottle).
4. A solution using an iodophor germicidal agent such as iodine or Betadyne.
5. A solution using a quaternary ammonium germicide agent such as Lysol (spray) or Barbicide Plus.

As you work ahead, watch for the requirements regarding how often disinfection solution must be changed.

Disinfection

Disinfectants are antimicrobial agents that are applied to non-living objects to destroy microorganisms, the process of which is known as disinfection. Disinfection is defined as: Cleaning an article of some or all of the pathogenic organisms which may cause infection.

Hint A shoe-box sized food container works well for soaking utensils. Some opt to add a cap or two of bleach as an extra measure.

Remember: Disinfection kills harmful bacteria – Sanitation slows their growth.

Exfoliation

The process whereby the superficial epidermal cells are removed from the skin.

There are a wide variety of methods being used to exfoliate. The important point to remember is that you are removing skin cells. If not done in the safest of manners, it carries a high risk of exposing your clients to infection

Fungus: An organism of the kingdom Fungi lacking chlorophyll and feeding on organic matter.

Fungal Infections:

There are various fungal infections that we should be concerned with in the establishment.

Examples include:

Tinea which is characterized by itching, scales and painful circular lesions. It is very contagious and can easily be spread by unsanitized combs and clipper blades.



How can I prevent the spread of tinea in an establishment? Clean and disinfect clippers, shears, razors and manicuring implements are free from debris and are properly sanitized and disinfected prior to use. If you encounter a client with tinea, do not service them and recommend they see a physician for proper treatment.

Nail fungus is spread by the use of improperly disinfected implements. This occurs often in nail salons and it is strongly emphasized that proper procedures are followed to prevent its spread.

What can I do in my establishment to prevent this?

Be sure to properly prepare the natural nail prior to applying artificial nails. This information can be found by reading the manufacturer's directions for the particular products you are using.

Fungicidal

Fungicides are chemical compounds or biological organisms used to kill or inhibit fungi or fungal spores

HIV

Human immunodeficiency virus (HIV) is a lentivirus (a member of the retrovirus family) that causes acquired immunodeficiency syndrome (AIDS), a condition in humans in which the immune system begins to fail, leading to life-threatening opportunistic infections. Infection with HIV occurs by the transfer of bodily fluids.

HVAC

All facilities should be equipped with a ventilation system adequate to comply with minimal occupational safety and health standards.

It is recommended you contact a Heating, Ventilating and Air Conditioning contractor. They have the knowledge and equipment to properly assess your needs. Example: A nail salon using strong chemicals and acrylics would need more ventilation than a barber shop that only gives haircuts. A salon with 20 employees that accommodates 50 clients in a waiting area would need far more air exchanges than a one-chair salon. Additional information can be found on the EPA website www.epa.gov.

Immunity

Immunity (medical), resistance of an organism to infection or disease.

Infection

An infection is the invasion of a host organism by a foreign species.

Infectious

Having the ability to cause infection. It isn't only touch. Germs can be airborne. Always take protective measures by covering your mouth and turning away if you cough or sneeze, then be sure to rewash your hands before returning to your client.

Inflammation

A response of body tissues to injury or irritation; characterized by pain and swelling and redness and heat.

Microbe Germ, Microorganism

Any organism of microscopic size.

Microdermabrasion

Mechanical exfoliation using an abrasive material or apparatus to remove surface epidermal cells with a mechanical closed loop vacuum system.

This process is often used by Estheticians and involves specialized, often expensive, equipment. Because of the vacuum system used, special care must be taken to properly disinfect all contact portions of the equipment. As in any exfoliation process, care must be taken to avoid excessive removal of cells which could lead to bruising or open sores.

Mildew

Mold: become moldy; spoil due to humidity.

MMA

Licensees may not use methyl methacrylate monomer, commonly referred to as MMA in liquid form, and may not use any cosmetic or nail product formulated with MMA as one of its ingredients.

Instructor's Note

Why can't I use MMA?

Many myths circulate but the facts are:

MMA is not allowed to be used because it is too toxic, it doesn't cause cancer, and it doesn't penetrate through the nail bed and affect the health of the client. The fact is that it is used in many other medical procedures because of its great adherence quality. Dentists use it, osteopathic surgeons use it. So why can't manicurists use it. Simply put, it sticks so well that properly removing it will cause damage to the nail that could lead to nail disorders and infection. A visit to hooked-on-nails.com will provide an excellent article on the subject.

MSDS Material Safety Data Sheets

A compilation of information required under the OSHA Communication Standard on the identity of hazardous chemicals, health, and physical hazards, exposure limits, and precautions.

Nonpathogenic

Non disease producing.

Nail enhancement"

Any material other than nail polish which is added to the fingernail or toenail generated by the person's own body, or which is used to enhance the fingernail or toenail of a person.

This is one of the most common causes of fungal and ringworm disorders of the nail.

Onychomycosis is ringworm and Tinea unguium is a fungal disorder. Manicurists take heed; these disorders are most often caused by improper preparation of the nail bed and using equipment that has not been properly disinfected.

Instructor's Note

Remember, the reuse of utensils that are meant to be discarded after each use is a major contributor to the spread of these disorders.

Parasites

An animal or plant that lives in or on a host (another animal or plant); it obtains nourishment from the host without benefiting or killing the host.

Pathogenic

Able to produce disease.

Pediculosis capitis -Head lice

Pediculosis looks like dandruff. The nits of the head louse are often mistaken as dandruff.

(Pityriasis capitis) Head lice nits (which are the eggs of the louse) are teardrop in shape and slightly grayish in color. They do not easily come off of the hair strand.

School children often spread pediculosis through exchange of clothing, particularly hats. The borrowing of another's comb or brush is also a common method of transmission of the lice.



The myth is busted! Head lice can't jump from person to person.

Phenolics

Antiseptic and anti-inflammatory compounds.

Pityriasis

Dandruff, often mistaken for head lice (pediculosis).

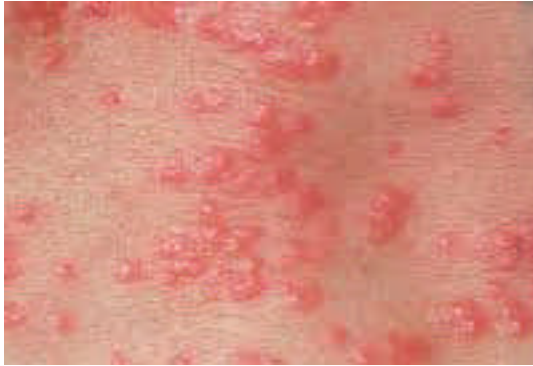
Quaternary ammonium compounds

Also known as quats they are solutions used in disinfection.

Sanitation

The state of being clean and conducive to health making something sanitary (free of germs).

Scabies




A contagious skin infection caused by the itch mite; characterized by persistent itching and skin irritation.

Sodium hypochlorite


Also called bleach it is an unstable salt (NaOCl) used as a bleaching agent and disinfectant.

Spirillum

(spiral-shaped) cells. Spirillum in microbiology refers to a bacterium with a cell body that twists like a spiral. It is the third distinct bacterial cell shape type besides coccus and bacillus cells.



Staphylococci



Parasitic bacteria that tend to form irregular colonies; some cause boils or septicemia or infections.

Sterilization

A process which destroys all forms of microbial life, including spores Streptococci Bacteria occurring in pairs or chains; cause e.g. scarlet fever and tonsillitis. This is a key word that is often misused. Sterilization destroys all forms of microbial life, including spores. Most activities and services within the barber/cosmetology salons do not require sterilization. Electrology using needles, ear piercing and lancing are among a few that do require proper sterilization techniques. Sterilization. should be accomplished by use of a dry heat or steam sterilizer cleared for marketing by the food and drug administration, used according to manufacturer's instructions. Sterilizers should be maintained in working order. Equipment should be checked in compliance with manufacturer's recommendations at least monthly to ensure that it is reaching required temperatures.

When purchasing sterilization equipment be sure to read the product specifications to ensure compliance with the requirements. You should also consider moist or dry heat equipment depending on the utensils you will be sterilizing.

Instructor's Note

Electrologists take heed: Be sure to distinguish between which items can be reused and which are required to be discarded.

Tinea

Contagious disease caused by fungal infection.



Tuberculocidal

Capable of Killing Mycobacterium tuberculosis.

As new discoveries are made and new products developed, efforts can be made to update the methods and products used to ensure a safe and sanitary environment within the salon.

In choosing a disinfectant, it is very important to read the manufacturer's directions. Don't take the chance that all sales people know the ingredients of all products. It is your professional responsibility to choose the correct products.

Virucidal

Capable of killing a virus.

Virus

Infectious agent that replicates itself only within cells of living hosts; many are pathogenic.